



ONE™ Cartridge Filter

Water filtration simplified.™



The unique ONE™ cartridge tank filter system is the ideal solution for the removal of a multitude of particulates. Designed to replace smaller, commonly used cartridge filters, the ONE system can utilize a variety of large capacity cartridges which greatly extends replacement frequency. Enjoy clean, crystal clear water from our revolutionary ONE filter system that is easy to use and virtually maintenance-free.

Residential Model: CW-840


The CW-840 Cartridge Tank comes equipped with a top mount valve including bypass and is available in multiple cartridge types. These filters offer excellent filtration and, because of their size, outstanding retention capabilities for residential and light commercial applications.

System Features:



- Certified contaminant reduction cartridge available to reduce lead, PFOA/PFOS, and cysts
- Primary whole house filtration
- Polishing filter
- Taste and odor reduction
- Particulate filtration
- Greatly extends the life between cartridge changes
- Reduced pressure drop and high flow rate capabilities
- Easy, replaceable cartridge design

Every home deserves the right filtration system to provide quality water. As your professional WaterCare dealer, we will analyze your water and configure the precise whole house filtration system for your needs.





Easy To Maintain

Cartridge changes can be performed quickly, easily, and without tools with our simple screw-on and snap-in assembly design. Once open, you can simply lift the cartridge, dispose, and place a new cartridge filter inside making maintenance a breeze.

How It Works

During its service cycle, water enters and flows down through the housing and is forced through the filter cartridge. As the water flows into the cartridge, the filtered water is captured by the center distributor tube, directed to the outlet side of the head, and to your home. During a rinse cycle, the water enters into the tank and flows past the surface of the cartridge to run out of the bottom drain. This flushing action will clean the surface of the cartridge to extend the life of the filter. Once the accumulated debris has been flushed to drain, the drain is closed and the ONE filter is ready to resume its function.



Watch How It Works Online

Visit WaterCare.com to watch the complete service and rinse cycles!



Certified Solution

Heath concerns such as lead, PFOA/PFOS chemicals, and cyst contamination now have an answer. Our specialized carbon block cartridge is certified up to 50,000 gallons of reduction by IAPMO R&T according to NSF/ANSI 53.





Cartridge # CT-05-CB-AMCYL-IO

EPA Est #092577-OH-001

Exclusive Design

The unique 'stand off' leg feature at the bottom of each cartridge prevent debris from gathering at the bottom of the filter, allowing it to travel down through the bottom drain. This keeps the filter cleaner longer and help maintain performance.

The Right Cartridge For Your Water.

| CARBON BLOCK | | DOUBLE PLEATED | | STRING WOUND/MELTBLOWN | |
|---|---|---|--|---|--|
|  | BLUE SERIES |  | ORANGE SERIES |  | YELLOW SERIES |
| | Removes particulates and foul tastes and odors, with flow rates up to 28 gpm at 3 PSI pressure drop | | Depth filtration down to 5 micron, while allowing for flow rates up to 30 gpm at a 3 PSI pressure drop | | Depth filtration down to 5 micron in a standard string wound configuration with a "meltblown" core that allows for 24 gpm at 3 PSI pressure drop |
| | CT-03-CB-IO: 3 micron carbon block | | CT-1005-IO: 10 micron to 5 micron | | CT-2005-SWMB-IO: 20 micron to 5 micron core |
| | CT-20-CB-IO: 20 micron carbon block | | CT-2010-IO: 20 micron to 10 micron | | CT-5020-SWMB-IO: 50 micron to 20 micron core |
| | CT-03-CB-AMINE-IO: 3 micron carbon block chloramine reduction | | CT-5020-IO: 50 micron to 20 micron | | |
| | CT-05-CB-AMCYL-IO: 0.5 micron carbon block lead, cyst, and PFOA/PFOS reduction |  | | | |
| | | GREEN SERIES | | | |
| | | CT-20Nano-AG-IO: 20XNANOAL™ with AG double pleated cartridge | | | |

Your local authorized WaterCare dealer: